

Weekly Report for 2015/07/06-2015/07/12

Guo Fangzhou

Progress

1. TCPTree Project

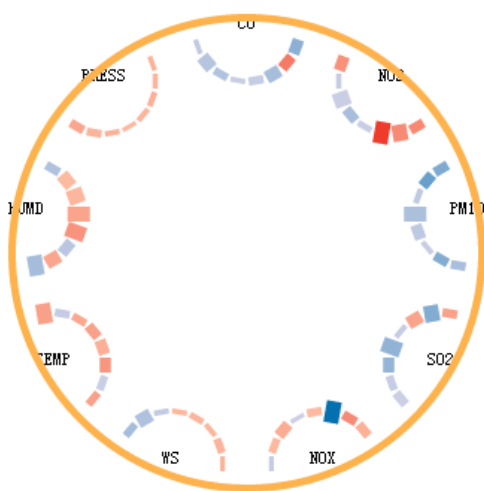


Figure 1

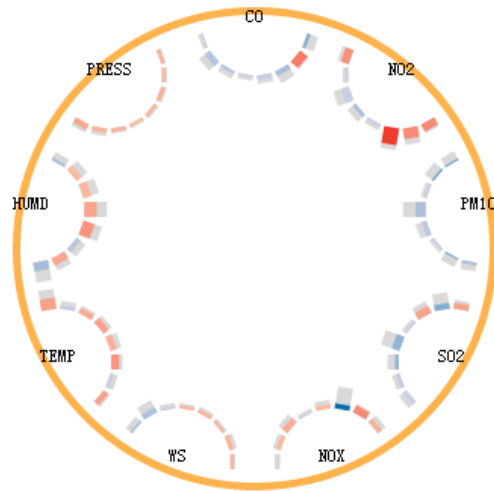


Figure 2

We changed the design slightly. In figure 1, two opposite bar have the same bar heights. We changed this design by using a grey background bar to show the total ($x_2y + y_2x$), a red or blue bar to show x_2y , and the shade of the color to show the difference, as shown in Figure 2.

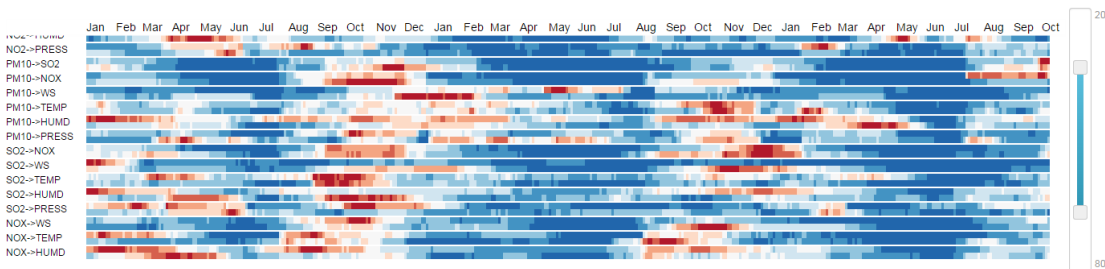


Figure 3

The relation view is almost done. Interactions are also added.

Big Data Group Meeting

2. Revise vis 2015 submission

Plan

1. TCPTree Project

Finish the annotation map in the TCP tree node.

Finish the control panel and other interactions.

2. Revise vis2015 submission

Search the theoretical basis of this work.

3. Large Graph

Begin the project, make the project plan with Lin Tao.